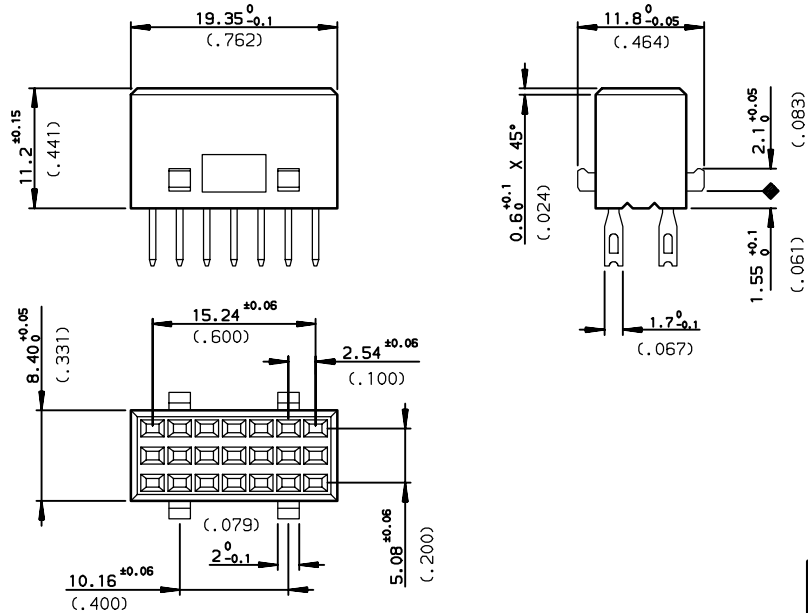


DIMENSIONS mm (inches)

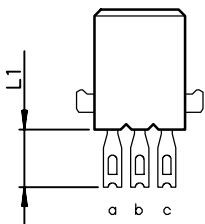


GENERAL CHARACTERISTICS AND ROHS INFORMATIONS:  
SEE DRAWING C-8609-0000B

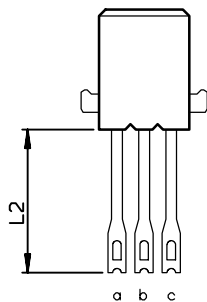
PART NUMBER	8609			40		3		5	
PIN OUT									
rows a-b-c						3		21	
rows a-c						4		14	
NUMBER OF CONTACTS									
TERMINATION									
L1 = 5.7 ± 0.3 (.224)									09
L2 = 13.7 ± 0.3 (.539)									10
L1 and L2									08
PERFORMANCE CLASS									
DIN 41612 class 3									4
DIN 41612 class 2									6
DIN 41612 class 1									6
TERMINATION TYPE									
TIN LEAD									000E1
LEAD FREE									E1LF

TERMINATION

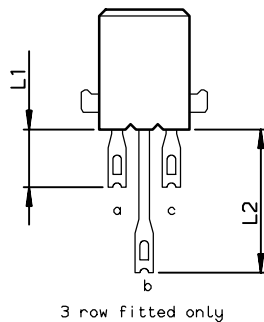
TYPE 09



TYPE 10



TYPE 08



rev	ecn no	dr	date
B	-	ROU	2000/10/24
C	LS05-005	JTA	2005/03/17
D	LS06-0095	LGO	2006/06/22
-	-	-	-
-	-	-	-
-	-	-	-

www.fciconnect.com		surface ISO 1302	<input checked="" type="checkbox"/>	tolerance std ISO 406 ISO 1101	projection 	mm
TOLERANCES UNLESS OTHERWISE SPECIFIED				size A3	Scale 2	
Dr	ROUILLARD	1997/10/30	ANGULAR	0.X	±0.1	
Eng	TARON	1997/10/30	LINEAR	0.XX	±0.1	
Chr	LEGARE	1997/10/30	0.XX' ±2'	0.XXX	±0.1	ECN LS06-0095
Appr	LEGARE	1997/10/30	Product family	DIN 8609	Spec ref	-
FCJ		FEMALE MODULE 21 CONTACTS			title	
		SOLDER EYELET			dwg no	C-8609-0658
catalog no					CUSTOMER	sheet 1 of 1

European Views

Copyright FCI.